



NATIONAL BUREAU OF STATISTICS

Premium Motor Spirit (Petrol) Price Watch

(JANUARY 2026)

Report Date: FEBRUARY 2026

Data Source: National Bureau of Statistics (NBS)

CONTENT

Methodology	3
Executive Summary	4
Average PMS Prices Across States	5
Average PMS Prices Across Zones	6
12 Months Average Prices	7
Appendix	8
Contact	9



METHODOLOGY

The data collection was conducted in sample outlets spread across 774 local government areas in all the 36 states and the FCT, Abuja. The data was collected from over 10,000 respondents located in the outlets. The estimates were derived from the weights generated from household expenditure on fuel and the actual prices households bought those fuels. This data collection exercise was done by over 700 NBS staff in all the states and the FCT and were closely monitored by quality control officers with sophisticated monitoring guidelines.

The average prices are reported for each state and the FCT, Abuja accordingly.

EXECUTIVE SUMMARY


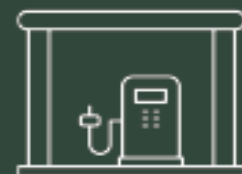
The average retail price paid by consumers for Premium Motor Spirit (Petrol) for January 2026 was ₦1034.76, indicating a 17.77% decrease compared to the value recorded in January 2025 (₦1,258.34). Likewise, comparing the average price value with that of the previous month (i.e., December 2025), the average retail price decreased by 1.32% from ₦1048.63.

On State profile analysis, Cross River State had the highest average retail price for Premium Motor Spirit (Petrol), at ₦1,171.77. Rivers and Nasarawa States were next, with ₦1,160.92 and ₦1,149.13, respectively. Conversely, Ekiti, Enugu and Kaduna States had the lowest average retail prices for Premium Motor Spirit (Petrol), at ₦946.90, ₦946.92, and ₦947.00, respectively.

Lastly, on the Zonal profile, the South-South Zone had the highest average retail price of ₦1,076.04 while the South West Zone had the lowest price of ₦1,009.30.

PREMIUM MOTOR SPIRIT (PETROL) PRICE WATCH - JANUARY 2026

Average PMS Prices Across States



STATES WITH THE HIGHEST AVERAGE PRICES

CROSS RIVER ↔ N1,171.77

RIVERS ↔ N1,160.92

NASARAWA ↔ N1,149.13

STATES WITH THE LOWEST AVERAGE PRICES

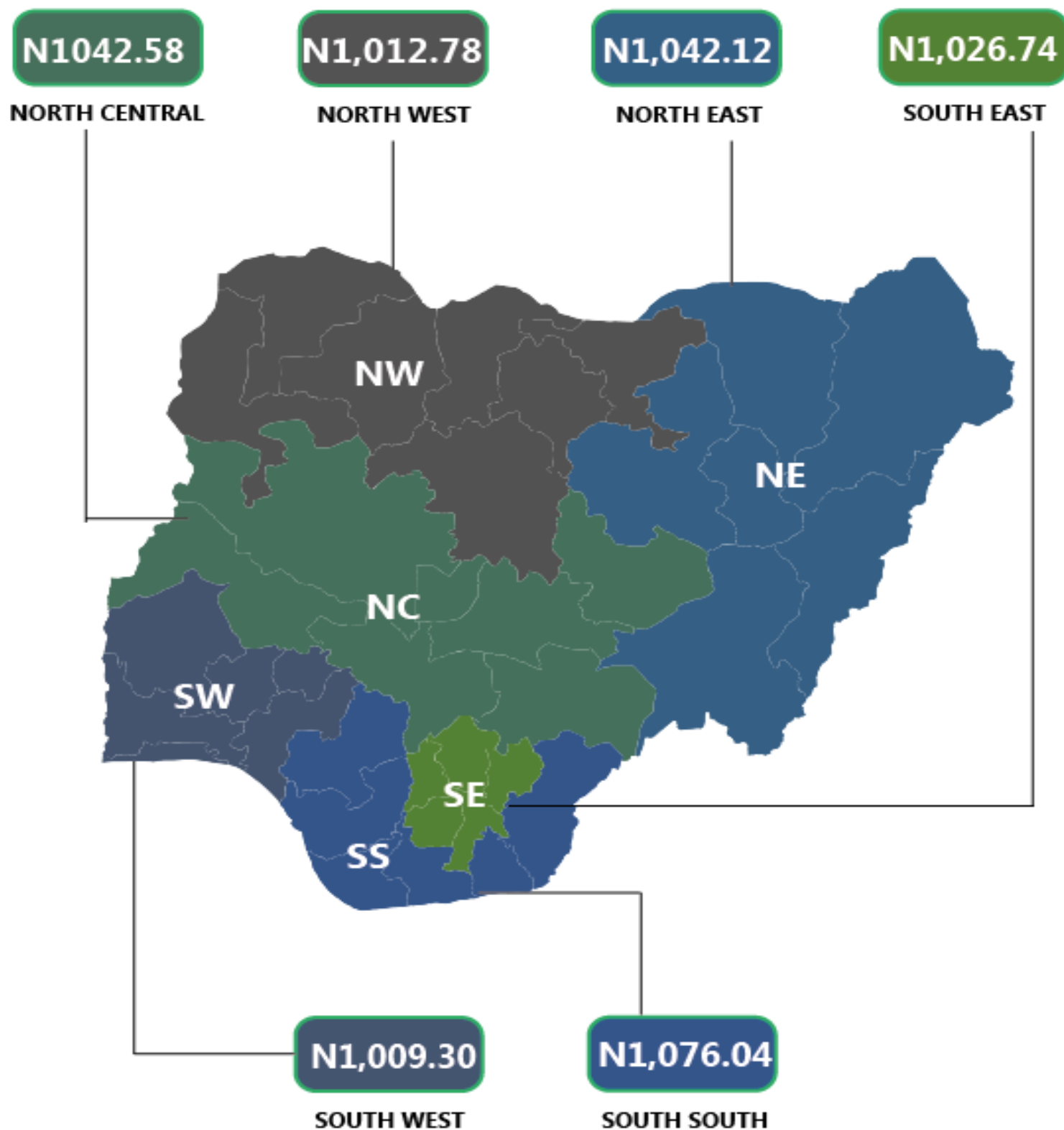
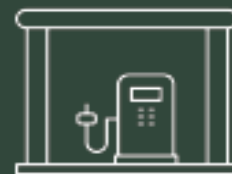
EKITI ↔ N946.90

ENUGU ↔ N946.92

KADUNA ↔ N947.00

PREMIUM MOTOR SPIRIT (PETROL) PRICE WATCH - JANUARY 2026

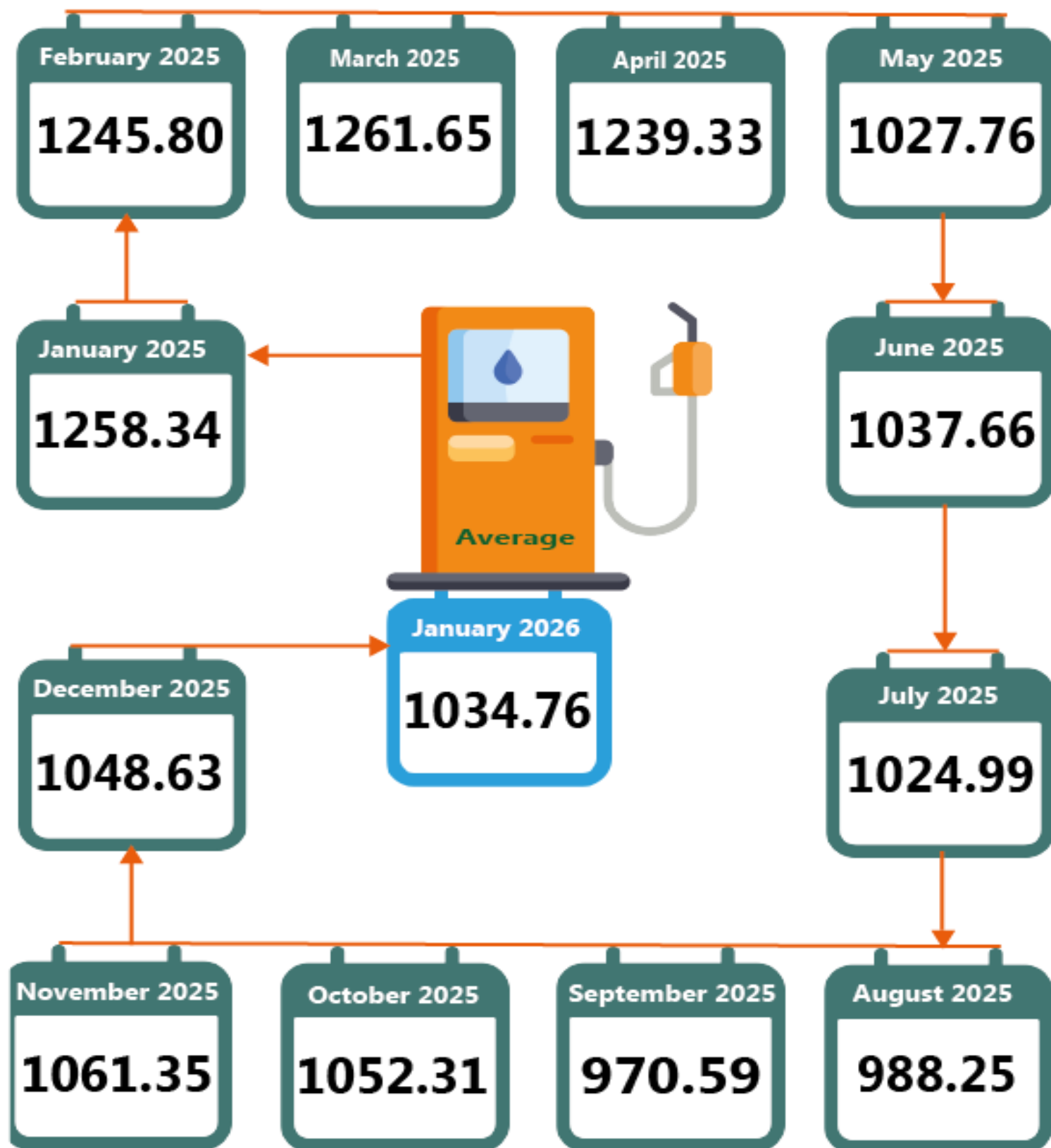
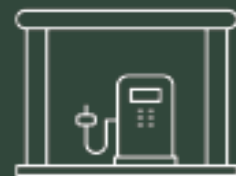
Average PMS Prices Across Zones



PREMIUM MOTOR SPIRIT (PETROL) PRICE WATCH

- JANUARY 2026

12 Months Average Prices



APPENDIX

	Jan-25	Dec-25	Jan-26	MoM	YoY
NORTH CENTRAL	1287.90	1045.74	1042.58	-0.30	-19.05
Abuja	1182.00	1033.78	959.61	-7.17	-18.81
Benue	1411.11	1034.43	1059.49	2.42	-24.92
Kogi	1114.29	1104.45	960.00	-13.08	-13.85
Kwara	1172.00	1028.52	1109.16	7.84	-5.36
Nasarawa	1302.26	1011.05	1149.13	13.66	-11.76
Niger	1386.69	1061.21	983.51	-7.32	-29.08
Plateau	1446.99	1046.71	1077.16	2.91	-25.56
NORTH EAST	1212.92	1073.67	1042.12	-2.94	-14.08
Adamawa	1350.00	1052.75	1090.19	3.56	-19.24
Bauchi	1225.00	1079.61	967.01	-10.43	-21.06
Borno	1066.67	1072.04	1079.50	0.70	1.20
Gombe	1090.00	1075.73	1016.82	-5.48	-6.71
Taraba	1433.33	1080.06	1048.41	-2.93	-26.86
Yobe	1112.50	1081.80	1050.77	-2.87	-5.55
NORTH WEST	1386.25	1046.29	1012.78	-3.20	-26.94
Jigawa	1530.00	1059.72	983.46	-7.20	-35.72
Kaduna	1638.33	1052.27	947.00	-10.00	-42.20
Kano	1541.67	1063.04	1014.40	-4.58	-34.20
Katsina	1469.44	1051.36	1035.83	-1.48	-29.51
Kebbi	1090.00	1003.08	1042.90	3.97	-4.32
Sokoto	1330.00	1035.47	1019.31	-1.56	-23.36
Zamfara	1104.29	1059.11	1046.57	-1.18	-5.23
SOUTH EAST	1284.32	1049.26	1026.74	-2.15	-20.06
Abia	1308.26	1032.12	1054.25	2.14	-19.42
Anambra	1080.00	1066.60	980.79	-8.04	-9.19
Ebonyi	1133.33	1044.03	1065.85	2.09	-5.95
Enugu	1433.33	1017.28	946.92	-6.92	-33.94
Imo	1466.67	1086.26	1085.87	-0.04	-25.96
SOUTH SOUTH	1265.00	1048.27	1076.04	2.65	-14.94
Akwa Ibom	1287.50	1059.43	1112.78	5.04	-13.57
Bayelsa	1000.00	1058.08	968.89	-8.43	-3.11
Cross River	1483.33	1051.50	1171.77	11.44	-21.00
Delta	1364.29	1028.61	1012.43	-1.57	-25.79
Edo	1146.00	1029.78	1029.45	-0.03	-10.17
Rivers	1308.89	1062.25	1160.92	9.29	-11.31
SOUTH WEST	1091.76	838.41	1024.81	22.23	-6.13
Ekiti	1180.00	1048.43	946.90	-9.68	-19.75
Lagos	1122.22	1030.77	1026.11	-0.45	-8.56
Ogun	1141.67	1026.32	995.66	-2.99	-12.79
Ondo	1141.70	1028.52	1036.67	0.79	-9.20
Osun	950.00	1046.49	1037.38	-0.87	9.20
Oyo	1015.00	996.55	1013.10	1.66	-0.19
Grand Total	1258.34	1048.63	1034.76	-1.32	-17.77

CONTACT



National Bureau of Statistics
Head Office

#1 Wole Olanipekun St,
Central Business District,
Federal Capital Territory
Abuja

Alesanmi F.
Information Desk

Asst. Director, Communication & Public
Relation Department (C&PRD)
Phone: +2348028365685
funsoebun@yahoo.com

Dr. Ayo A.A
Head Prices Division

Phone: +2348036082904
anthonyayo@nigerianstat.gov.ng

Moses Mathew
Statistical Information Officer

Phone: +2347069071157
matmoses@nigerianstat.gov.ng



@nbs_nigeria



NBSNIGERIA



Nbs_nigeria

